


NUK.

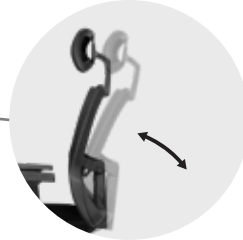
TECHNICAL CATALOGUE



Office. Seatings.




Adjustable headrest up to 230mm range. Recommended headrest elevation for 170cm height personnel is 30mm.



Dynamic reclining capability backrest fitted with height and tension adjustment levers. The best position for ergonomical use is about 90° with said position adjusted to low tension.




Solid polypropylene back frame for durable and stylish look.



Slim & sleek designed backrest comes with a minimalist lumbar support.

Breathable mesh material made for durability & extreme stretching limit.



Uniquely shaped polypropylene armrest for a clean, minimal look.



Sleek nylon high leg base designed to withstand heavy loads of up to 200 pounds with greater stability base. Multiple selections of legbase available.





C-NUM-HB-A102-L5

C-NUM-LB-A102-L5

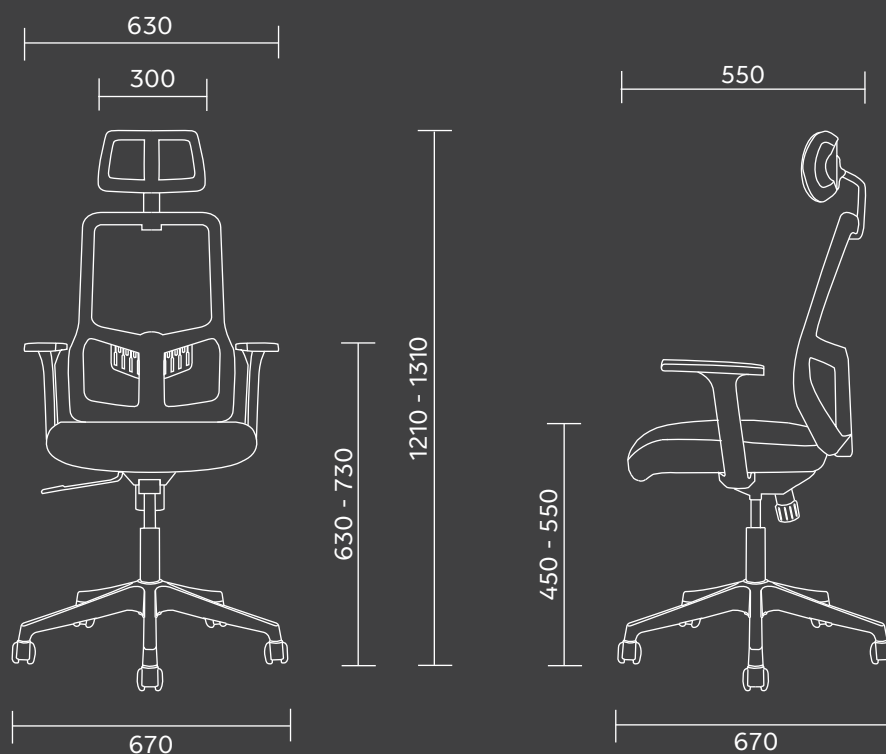
NUK HIGHBACK

Overall Depth	670mm	Overall Depth	670mm
Overall Width	670mm	Overall Width	670mm
Overall Height	1310mm	Overall Height	1080mm
Seat Height	450 - 550mm	Seat Height	450 - 550mm
Seat Depth	500mm	Seat Depth	500mm
Seat Width	470mm	Seat Width	470mm
Lumbar Height from Seat	270mm	Lumbar Height from Seat	270mm
Back Width	460mm	Back Width	460mm
Recline Angle	90° to 120°	Recline Angle	90° to 120°
Armrest Tilt Angle	-	Armrest Tilt Angle	-
Armrest Height from Seat	180mm	Armrest Height from Seat	180mm
Mesh Content	100% polyester	Mesh Content	100% polyester
Mesh Weight	420g/m ²	Mesh Weight	420g/m ²
Weight Capacity	up to 200 lb	Weight Capacity	up to 200 lb
Warranty Coverage	1 Year	Warranty Coverage	1 Year

NUK LOWBACK

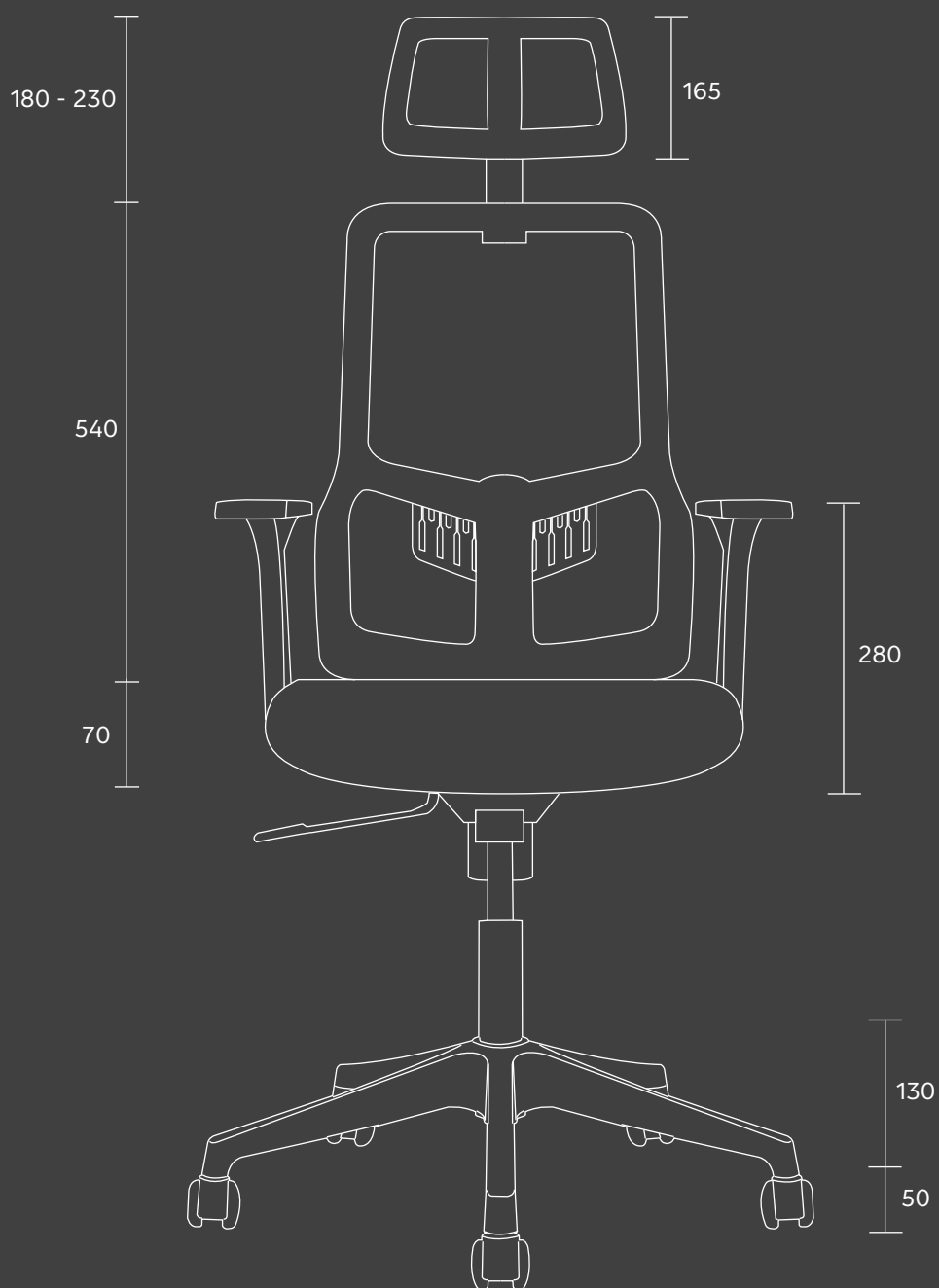
View brief dimensions on next page 

Highback.




Lowback.





MATERIALS & COLOUR OPTIONS



RECOMMENDED MESH COLOURS

MESH SPECIFICATION

Content	100% polyester
Width	160cm
Weight	420g/m ²

ARMREST OPTIONS



A102

LEGBASE OPTIONS



L1



L3



L5



L12

